EXPERIMENT
CREATE
LEARN
REPEAT

THE COMPLETE GUIDE

VISUAL AI PROMPTS

FROM A TO Z, NUMBERS AND MUCH MORE

MORE IDEAS
MORE CREATIVITY
AMAZING VISUALS
NO LIMITS!

Turn your ideas into extraordinary images!

A — VISUAL AI PROMPTS LETTER A
ONE LETTER, ENDLESS IDEAS!

1. /ad
2. /advert
5. /analogfilm
6. /anamorphic

H — VISUAL AI PROMPTS LETTER H
SAME LETTER, NEW POSSIBLITIES!

1. /halftone
2. /handout — Healthy Habits for a Better Life: Eat well, Move more, Stay positive, Be consistent
5. /header

0-9 — VISUAL AI PROMPTS NUMBERS 0-9
FROM 2D SPACES TO 3D SCENES, ENDLESS POSSIBLITIES!

1. /2dart
2. /2dcharacter
5. /360product
6. /360view

V — VISUAL AI PROMPTS LETTER V
IDEAS TODAY. BRIGHTER TOMORROW!

1. /vaporwave
2. /vectorart
4. /vintageposter
5. /visionboard

X — VISUAL AI PROMPTS LETTER X
SEE BEYOND THE SURFACE!

1. /xraycutaway
4. /xrinterface

ALL THE MOST USEFUL PROMPTS IN ONE COMPLETE COLLECTION!

DISCLAIMER
EU AI Act – Article 50

Usually NO big on-image label needed

Disclosure IS needed

When in doubt, be transparent!

Images · Layouts · Diagrams · Mockups · Posters · Infographics · And much more!

Technology for your projects... and beyond!

Global Digital Web
DIGITAL MADE SIMPLE FOR EVERYONE

BIGGER IDEAS
BRIGHTER SKILLS
REAL RESULTS!

FOR STUDENTS, CREATORS AND PROFESSIONALS

IDEAS TODAY. A BRIGHTER TOMORROW.

CREATE
EXPLORE
GROW TOGETHER

0-9 VISUAL AI PROMPTS —NUMBERS 0–9

FROM 2D SPACES TO 3D SCENES, ENDLESS POSSIBILITIES!

1 /2dart

Creates a two-dimensional visual artwork using shapes, colors, and composition on a flat surface.



A colorful 2D illustration.

2 /2dcharacter

Creates a two-dimensional illustrated character suitable for games, animation, comics, or graphic projects.



A friendly 2D character.

3 /2dplan

Creates a two-dimensional top-down plan of a room, building, or space.



A top-down floor plan.

4 /360panorama

Creates an immersive panoramic scene designed to represent a full 360-degree visual environment.



A panoramic landscape.

5 /360product

Creates a visual representation of a product designed to be shown from multiple angles, as in a 360-degree product view.



A product shown from multiple angles.

6 /360view

Creates a complete visual view of a subject or environment observable from all directions.



A chair seen from all directions.

7 /3dart

Creates a three-dimensional artwork with depth, volume, materials, and lighting.



A 3D artistic composition.

8 /3dcharacter

Creates a three-dimensional character with volume, depth, materials, and defined visual features.



A charming 3D character.

9 /3dmockup

Creates a realistic three-dimensional mockup to show the appearance of a product, package, or project.



A realistic product mockup.

10 /3dmodel

Creates a three-dimensional representation of an object, product, structure, or element.



A 3D model of a house.

11 /3drender

Creates a rendered 3D image with realistic materials, textures, lighting, shadows, and depth.



A realistic architectural render.

VISUAL AI PROMPTS — LETTER A

SAME LETTER. ENDLESS IDEAS!

CREATE • EXPLORE • VISUALIZE • BRING IDEAS TO LIFE

A single prompt can change everything!

1 /ad

Creates a visual advertisement, promotional banner, or marketing graphic.



2 /advert

Creates a promotional advertising graphic for a product, service, or campaign.



3 /aerialview

Creates a view from above, similar to a photograph taken by a drone or from a high position.



4 /albumcover

Creates a cover design for a music album or single.



5 /analogfilm

Creates an image with the look of analog film photography, including grain and subtle imperfections.



6 /anamorphic

Creates an image with an anamorphic cinematic look, featuring a very wide composition and horizontal lens flares.



7 /anatomy

Creates a visual representation of the anatomy of a person, animal, organism, or structure.

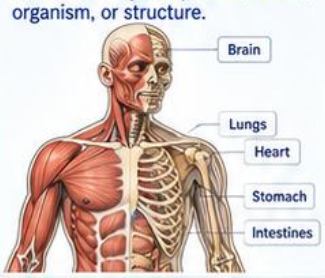

8 /animation

Creates a visual concept or sequence of scenes designed for animation.



9 /anime

Creates an image inspired by the visual characteristics of Japanese animation.



10 /annotate

Adds visual notes, arrows, labels, highlights, or explanations to an image.



11 /appmockup

Creates a visual mockup of a mobile app or digital interface.



12 /architecture

Creates a visual representation of a building, structure, or architectural project.



13 /artwork

Creates an artistic image or visual composition based on a subject, concept, or style.



14 /assemblyguide

Creates a visual step-by-step guide showing how to assemble or build an object.

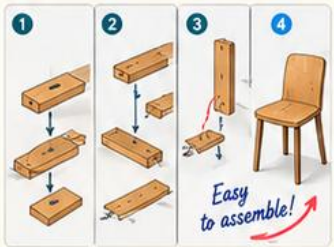

15 /audiogram

Creates a visual graphic for audio content, podcasts, interviews, or spoken recordings.



16 /avatar

Creates a visual avatar or character based on a description.



B VISUAL AI PROMPTS — LETTER B

Turn your ideas into amazing visuals!

SAME PROMPT. BIGGER POSSIBILITIES.

BE CREATIVE BE VISUAL BE YOU!

1 /banner

Creates a graphic banner for websites, social media, advertising, events, or promotional campaigns.



2 /beforeafter

Creates a visual comparison showing a situation before and after a change or transformation.



3 /birdseyeview

Creates a view from directly above or from a very high angle, as if seen from a bird's perspective.



4 /blueprint

Creates a technical drawing in the style of an architectural or engineering blueprint, with lines, measurements, and structural details.



5 /bokeh

Creates a photographic effect with a sharp main subject and a strongly blurred background featuring soft circular highlights.



6 /bookcover

Creates a professional book cover with title, author name, and artwork related to the subject.

Inspiration. Action. A Better Tomorrow.



7 /brandboard

Creates a visual board that presents the main elements of a brand identity.



8 /brochure

Creates an informational or promotional brochure organized with text, images, and visual sections.



9 /businesscard

Creates a professional business card design containing personal or company information.



Big ideas start with B!

VISUAL AI PROMPTS – LETTER C

IDEAS. VISUALS. REAL POSSIBILITIES!

16 PROMPT COMMANDS FOR CREATIVE IMAGES AND DESIGNS.

SAME LETTER. BIGGER CREATIVITY!

/calendar

Creates a visual calendar organized by days, weeks, or months.



/card

Creates a compact visual card for presenting information, content, or a short message.



/cartoon

Creates an image or character in a cartoon-style illustration.



/certificate

Creates a formal certificate, award, or diploma layout.



/chart

Creates a visual chart for representing data, values, or comparisons.



/chromaticaberration

Creates an optical effect with slight color separation along the edges of objects.



/cinematic

Creates an image with a cinematic look using dramatic composition, lighting, depth, and atmosphere.



/claystyle

Creates subjects that look as if they were modeled from clay.



/collage

Creates a visual composition by combining multiple images, textures, cutouts, or graphic elements.



/coloringpage

Creates a coloring page made of clear outlines and empty areas ready to be colored.



/comic

Creates an illustration in comic-book style with characters, action, and visual storytelling.



/comicstrip

Creates a short comic strip made of several sequential panels.



/comparisonchart

Creates a visual chart or layout for comparing products, options, features, or characteristics.

Feature	Basic	Pro	Premium
Storage	50 GB	200 GB	1 TB
Support	Email	Email + Chat	24/7 Priority
Price	$9/mo	$19/mo	$39/mo
	Choose	Choose	Choose

/conceptart

Creates concept art used to explore characters, environments, objects, or visual ideas.



/contactsheet

Creates an organized grid of multiple images or variations for viewing and comparison.



/crosssection

Creates a cross-sectional view showing the interior of an object, building, or structure.



D VISUAL AI PROMPTS – LETTER D

TURN IDEAS INTO AMAZING VISUALS

SAME PROMPT BIGGER POSSIBILITIES

1 /dashboard

Creates a visual dashboard that brings together data, indicators, charts, and key information on a single screen.



2 /datavisualization

Transforms data and numerical information into a clear and understandable visual representation.

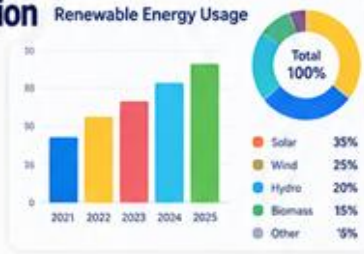

3 /decorativepattern

Creates a repeating decorative pattern made from shapes, symbols, natural elements, or geometric forms.



4 /depthoffield

Creates a photographic effect where some areas are sharp while others are blurred to emphasize the main subject.



5 /design

Creates a graphic or visual design based on a specific composition, style, and communication goal.



6 /desktopmockup

Creates a mockup showing a website, software interface, or digital design displayed on a desktop computer screen.



7 /diagram

Creates a visual diagram to explain relationships, structures, processes, or concepts.



8 /diorama

Creates a miniature three-dimensional scene resembling a small model or display environment.



9 /doodle

Creates a simple, spontaneous illustration made from small drawings, symbols, and hand-drawn lines.



10 /doubleexposure

Creates a visual effect that blends two images or subjects together in a single composition.



11 /drawing

Creates an illustrated drawing using lines, strokes, shading, or techniques that resemble hand-drawn artwork.



12 /duotone

Creates an image using mainly two dominant colors or tones.



E VISUAL AI PROMPTS – LETTER E

IDEAS. IMAGES. INSPIRATION. LET'S CREATE!

EIGHT PROMPT COMMANDS. REAL EXAMPLES. BIG POSSIBILITIES.

SAME LETTER. ENDLESS CREATIVITY!

/ebookcover

Creates a professional cover design for an e-book or digital publication.

TURN IDEAS INTO AMAZING COVERS!



/editorialillustration

Creates an illustration designed to support an article, editorial, magazine feature, or opinion piece.



/emojiset

Creates a coordinated set of emojis or expressive icons sharing the same visual style.

A STYLE FOR EVERY EXPRESSION!



/engraving

Creates an image in the style of traditional engraved artwork using fine lines, hatching, and detailed textures.

TIMELESS BEAUTY IN EVERY LINE.



/eventposter

Creates a promotional poster for an event, concert, conference, exhibition, festival, or public activity.

BRING PEOPLE TOGETHER!



/exhibitionposter

Creates a poster specifically designed to promote an art exhibition, museum event, or cultural display.

ART INSPIRES A BRIGHTER TOMORROW.



/explainergraphic

Creates a visual graphic designed to explain a concept, process, idea, or topic in a simple and understandable way.

COMPLEX IDEAS MADE SIMPLE.



/explode

Creates an exploded view showing the separate parts of an object pulled apart while preserving their relative position.

SEE HOW IT COMES TOGETHER.



F VISUAL AI PROMPTS – LETTER F

TURN IDEAS INTO AMAZING VISUALS

SAME PROMPT BIGGER POSSIBILITIES

BE CREATIVE EXPLORE LEARN GROW

1 /fantasyart

Creates imaginative artwork featuring magical, mythical, or fantastical subjects and environments.



2 /fashionillustration

Creates a stylized fashion drawing focused on clothing, accessories, poses, and design concepts.



3 /fisheye

Creates an image using an extreme wide-angle fisheye effect with strong curved distortion.



4 /flatlay

Creates a composition photographed or illustrated from directly above, with objects carefully arranged on a flat surface.



5 /floorplan

Creates a top-down architectural floor plan showing rooms, walls, doors, windows, and spatial organization.



6 /flowchart

Creates a visual flowchart showing a process, sequence, or decision path using connected shapes and arrows.



7 /flyer

Creates a promotional flyer for an event, service, product, business, or campaign.



8 /foodposter

Creates an advertising or promotional poster focused on food, dishes, menus, or culinary products.



9 /forcedperspective

Creates an optical illusion by manipulating scale, distance, and viewpoint so objects appear larger, smaller, closer, or farther away than they really are.



10 /fractalart

Creates complex visual artwork based on repeating mathematical patterns and self-similar forms.



11 /frame

Creates a decorative or functional visual frame around an image, text, photograph, or composition.



VISUAL AI PROMPTS — LETTER G

Turn your ideas into amazing visuals!

SAME PROMPT. BIGGER POSSIBILITIES.

BE CREATIVE
BE VISUAL
BE YOU!

1 /gameart

Creates artwork for video games, board games, characters, environments, objects, or game worlds.



2 /gameboard

Creates a complete board-game layout with spaces, paths, zones, symbols, or interactive areas.



3 /geometricart

Creates artwork made from geometric shapes, lines, angles, patterns, and structured compositions.



4 /gifconcept

Creates a visual concept or sequence designed to suggest a short animated GIF.



A simple loop, big emotions!

5 /glitchart

Creates a digital glitch effect using visual distortion, displaced pixels, color separation, and electronic interference.



6 /goldenhour

Creates an image illuminated by the warm, soft light typical of sunrise or sunset.



7 /graffiti

Creates artwork inspired by urban graffiti, spray paint, street art, lettering, and painted walls.



8 /graph

Creates a visual graph for representing numerical relationships, trends, or data.

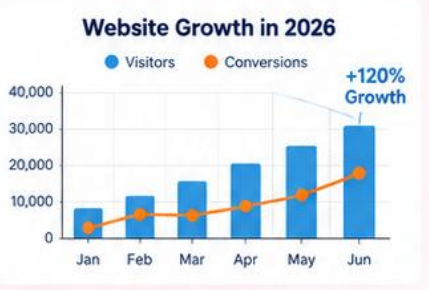

9 /graphicnovel

Creates artwork in the visual style of a graphic novel, combining detailed illustration, dramatic framing, and narrative storytelling.



10 /greetingcard

Creates a greeting card for anniversaries, weddings, celebrations, holidays, or special occasions.



11 /guidegraphic

Creates a visual guide that explains instructions, steps, recommendations, or useful information in a clear graphic format.

PLANT TODAY
A BRIGHTER
TOMORROW



VISUAL AI PROMPTS – LETTER H

SAME LETTER. ENDLESS POSSIBILITIES!

15 PROMPT COMMANDS. VISUAL IDEAS FOR A BRIGHTER TOMORROW.

LEARN CREATE EXPLORE TOGETHER!

/halftone

Creates an image using dots or patterned shading similar to traditional print and comic-book techniques.



/handout

Creates a clear informational handout designed for teaching, training, events, or presentations.



/hatching

Creates shading and texture using closely spaced parallel or crossed lines.



/hdr

Creates a high-dynamic-range image with enhanced detail in both bright and dark areas.



/header

Creates a visual header for a website, document, social page, article, or presentation.



/headshot

Creates a professional close-up portrait focused on a person's head and shoulders.



/heatmap

Creates a heatmap that uses color intensity to show activity, concentration, values, or frequency.

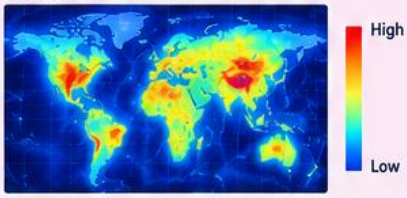

/heroimage

Creates a large, visually dominant image intended for the main section of a website or landing page.



/highcontrast

Creates an image with a strong difference between light and dark areas.



/highkey

Creates a bright image dominated by light tones, soft shadows, and an airy appearance.



/histogram

Creates a histogram that shows the distribution of numerical values using adjacent bars.



/holographic

Creates a holographic or iridescent visual effect with shifting colors and reflective surfaces.



/houseplan

Creates a visual plan of a house showing rooms, walls, doors, windows, and spatial organization.



/howtographic

Creates a visual step-by-step guide explaining how to complete a task.



/hudinterface

Creates a futuristic heads-up display interface with digital panels, indicators, targeting elements, and data overlays.



VISUAL AI PROMPTS – LETTER I

Ideas Images Inspiration

IMAGINE CREATE EXPLORE

SAME LETTER. A WORLD OF POSSIBILITIES.

1 /icon

Creates a single simple visual symbol representing an object, function, action, or concept.



2 /iconset

Creates a coordinated collection of icons that share the same visual style.



3 /illustration

Creates an original illustrated image based on a subject, idea, scene, or concept.



4 /infographic

Creates a visual presentation that combines text, data, icons, diagrams, and illustrations to explain information clearly.



5 /infographicposter

Creates a poster-style infographic designed to present information in a visually engaging vertical composition.



6 /infrared

Creates an image inspired by infrared photography, with unusual color rendering and strong tonal contrast.



7 /instructiongraphic

Creates a visual instruction sheet that explains how to perform a task using images, steps, arrows, and short text.



8 /interfacemockup

Creates a realistic visual mockup of a digital interface, website, application, or software screen.

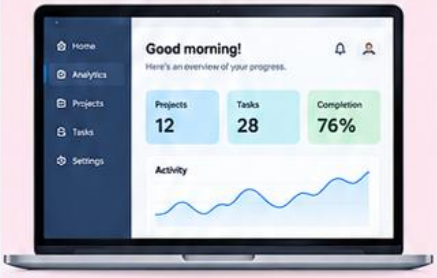

9 /invitation

Creates a designed invitation for an event, wedding, party, celebration, or formal occasion.



10 /isometricillustration

Creates an illustration using isometric perspective to give objects and environments a clean three-dimensional appearance.



11 /isometricmap

Creates a map using isometric perspective, showing locations, buildings, roads, landmarks, or routes in a three-dimensional visual style.



CREATE
EXPLORE
LEARN
IMAGINE

VISUAL AI PROMPTS – LETTER J

TURN YOUR IDEAS INTO AMAZING VISUALS

SAME IDEAS BIGGER POSSIBILITIES

1 /journalcover

Creates a visual cover design for a journal, diary, planner, or notebook.



2 /jewelrydesign

Creates a visual concept for jewelry such as rings, necklaces, bracelets, or earrings.



3 /jigsawpuzzle

Creates an image or visual composition designed to look like a jigsaw puzzle.



K VISUAL AI PROMPTS – LETTER K

Turn your ideas into amazing visuals!

IMAGINE
PROMPT
CREATE
LEARN
GROW

/keyvisual

Creates the main visual concept for a campaign, event, brand, or creative project.



/kidillustration

Creates a child-friendly illustration with simple shapes, bright colors, and playful characters.



/kioskinterface

Creates a visual mockup of an interface for an interactive kiosk or touchscreen.



/kinetictypography

Creates a visual concept where text becomes the main dynamic or animated graphic element.

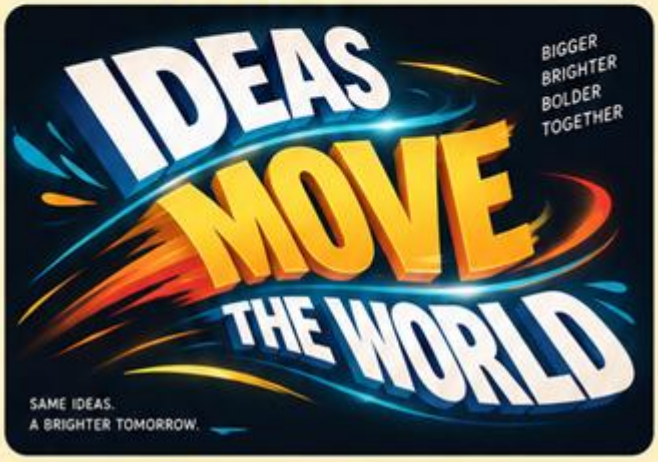

VISUAL AI PROMPTS – LETTER L

SAME LETTER. BIG IDEAS. AMAZING VISUALS!

15 PROMPT COMMANDS. ONE LETTER. ENDLESS POSSIBILITIES.

IMAGINE PROMPT CREATE REPEAT!

/label

Creates a visual label for a product, package, container, bottle, or branded item.



A LABEL THAT SELLS!

/landingpage

Creates a visual design for a landing page focused on a product, service, campaign, or call to action.



TURN VISITORS INTO CUSTOMERS!

/layers

Creates a visual representation that separates a subject into different stacked or overlapping layers.



DIFFERENT LAYERS. A BIGGER PICTURE!

/layout

Creates an organized visual arrangement of text, images, shapes, and other elements within a page or screen.



A CLEAN AND EFFECTIVE LAYOUT!

/leaflet

Creates a compact printed leaflet for information, promotion, events, or services.



SMALL FORMAT. BIG IMPACT!

/lensflare

Creates a photographic lens flare effect caused by bright light entering the camera lens.



/lightpainting

Creates a long-exposure photographic effect in which moving light sources form glowing lines or shapes.



/lineart

Creates an illustration made primarily from clean outlines and minimal or no shading.



CLEAN LINES. TIMELESS STYLE!

/linocut

Creates an image inspired by traditional linocut printing, using bold carved shapes, strong contrast, and textured lines.



BOLD SHAPES. REAL CHARACTER!

/logo

Creates a complete logo design for a brand, company, project, product, or organization.

HORIZON
OUTDOOR GEAR
EXPLORE • EQUIP • BELONG

A LOGO BUILDS IDENTITY!

/logomark

Creates a standalone brand symbol or icon without relying on the full brand name.



A STRONG SYMBOL SPEAKS EVERYWHERE!

/longexposure

Creates a photographic effect that captures movement over time using a long exposure.



/lookbook

Creates a visual collection presenting fashion, products, styles, or a coordinated series of designs.

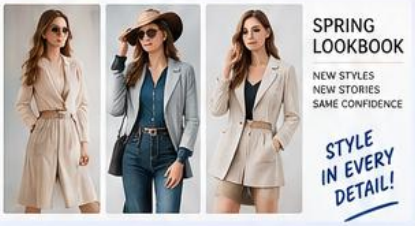

STYLE IN EVERY DETAIL!

/lowkey

Creates a dark, dramatic image dominated by shadows, deep tones, and selective highlights.



/lowpolyart

Creates artwork using simplified polygonal shapes and faceted low-poly geometry.



SIMPLE SHAPES. AMAZING RESULTS!

VISUAL AI PROMPTS — LETTER M

Turn your ideas into amazing visuals!

SAME PROMPT. BIGGER POSSIBILITIES.

BE CREATIVE
BE VISUAL
BE YOU!

1 /macro

Creates an extreme close-up image that reveals very small details, textures, or surfaces.



2 /magazinecover

Creates a professional magazine cover with a title, main image, headlines, and supporting text.



3 /magazinelayout

Creates an editorial magazine-page layout combining text, images, headings, and columns.



4 /manga

Creates artwork inspired by Japanese manga, using expressive characters, dynamic panels, and graphic storytelling.



5 /map

Creates a visual map showing locations, areas, landmarks, roads, routes, or geographic information.



6 /mascot

Creates a distinctive mascot character for a brand, team, project, event, or organization.



7 /medal

Creates a medal or award design with a central symbol, decorative elements, and optional text.



8 /meme

Creates a meme-style visual combining an image with short humorous or expressive text.



9 /menu

Creates a visual menu for a restaurant, café, bar, event, or service.



10 /mindmap

Creates a visual mind map that organizes ideas around a central topic using branches and concepts.



11 /miniature

Creates a scene or subject that appears as a small-scale miniature model.



12 /mockup

Creates a realistic presentation showing how a design, product, package, or graphic would look in real use.



13 /moodboard

Creates a visual collection of images, colors, textures, typography, and references that communicate a style or creative direction.



14 /morph

Creates a visual transformation in which one object, face, shape, or subject gradually changes into another.



One Form. A New Possibility.

15 /motionblur

Creates a motion-blur effect that visually suggests speed or movement.



More prompts. A more creative you!

N VISUAL AI PROMPTS – LETTER N

TURN IDEAS INTO AMAZING VISUALS

SAME PROMPT BIGGER POSSIBILITIES

1 /namebadge

Creates a wearable name badge for events, conferences, workplaces, schools, or exhibitions.



2 /nameplate

Creates a nameplate or identification sign for a desk, office, door, counter, or display.



3 /negativespace

Creates a composition that deliberately uses empty space to form, reveal, or emphasize a second image or visual idea.



4 /neonart

Creates artwork inspired by neon lights, glowing tubes, vivid colors, and illuminated signs.



5 /newsletterlayout

Creates a structured newsletter design for digital or printed communication.



6 /newspaperlayout

Creates a newspaper-style page with headlines, columns, photographs, captions, and article sections.



7 /noir

Creates an image inspired by film noir, using dramatic black-and-white lighting, deep shadows, and a mysterious cinematic atmosphere.



8 /notebookcover

Creates a designed cover for a notebook, journal, planner, or school notebook.



9 /notecard

Creates a compact note card for messages, reminders, study notes, invitations, or short information.



O VISUAL AI PROMPTS — LETTER O

Ideas Images Inspiration

SAME LETTER. A WORLD OF POSSIBILITIES.

1 /objectdiagram

Creates a diagram that explains the parts, structure, or components of an object.



2 /oilpainting

Creates an image in the style of a traditional oil painting, with visible brushwork, rich colors, and painterly texture.



3 /orgchart

Creates an organizational chart showing roles, departments, teams, or reporting relationships.



4 /ornament

Creates decorative visual elements, borders, motifs, flourishes, or embellishments.



5 /outfitboard

Creates a visual board that presents a complete outfit, including clothing, shoes, accessories, and coordinated style elements.



6 /outlineart

Creates artwork made primarily from clean outer contours and simple outlined shapes.



7 /overlay

Creates a visual effect in which one graphic, texture, color, image, or information layer is placed over another.



VISUAL AI PROMPTS – LETTER P

ONE LETTER. NINETEEN IDEAS. ENDLESS CREATIVE POSSIBILITIES!

VISUAL PROMPTS TO IMAGINE, DESIGN AND CREATE A BRIGHTER WORLD.

PROMPT CREATE EXPLORE REPEAT!

/packaging

Creates visual packaging for a product, including boxes, containers, labels, wrappers, or branded presentation.



/papercraft

Creates artwork that looks like a three-dimensional object assembled from folded or cut paper.



/papercut

Creates layered artwork that looks as if shapes have been cut from paper and arranged at different depths.



/pattern

Creates a repeating visual pattern using shapes, illustrations, symbols, textures, or motifs.



/pencilsketch

Creates an image that resembles a hand-drawn pencil sketch with visible graphite lines and shading.



/photocollage

Creates a collage made primarily from multiple photographs arranged together in one composition.



/photomontage

Creates a single composite image by combining elements from multiple photographs into one new scene.



/photorealistic

Creates an image intended to look highly realistic, as if captured with a real camera.



/pictogram

Creates a simple visual symbol designed to communicate information quickly and clearly.



/pixelart

Creates artwork made from visible square pixels, inspired by classic computer and video game graphics.



/portrait

Creates an image focused primarily on a person's face, expression, or upper body.



/postcard

Creates a postcard-style design combining an image with a short message, location, or travel theme.



/poster

Creates a poster designed to communicate, advertise, promote, or present a message visually.



/presentation

Creates a visual presentation or slide-style design for explaining ideas, information, or a topic.



/processdiagram

Creates a diagram showing the sequence of steps or stages in a process.



/productcutaway

Creates a cutaway view of a product that reveals its internal parts while preserving the exterior context.

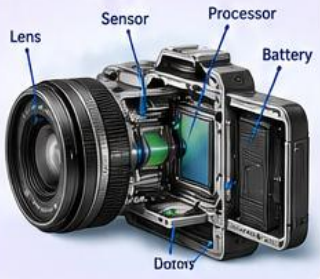

/productmockup

Creates a realistic mockup showing how a product or design would appear in a real-world presentation.



/profilepicture

Creates a profile image designed for social media, online accounts, professional platforms, or digital identity.



/puzzle

Creates a visual puzzle, brain teaser, jigsaw concept, or image-based challenge.



VISUAL AI PROMPTS — LETTER Q

Turn your ideas into amazing visuals!

SAME PROMPT. BIGGER POSSIBILITIES.

BE CREATIVE BE VISUAL BE YOU!

1 /qrposter

Creates a poster designed around a QR code, combining visual information, branding, and a clear call to action.

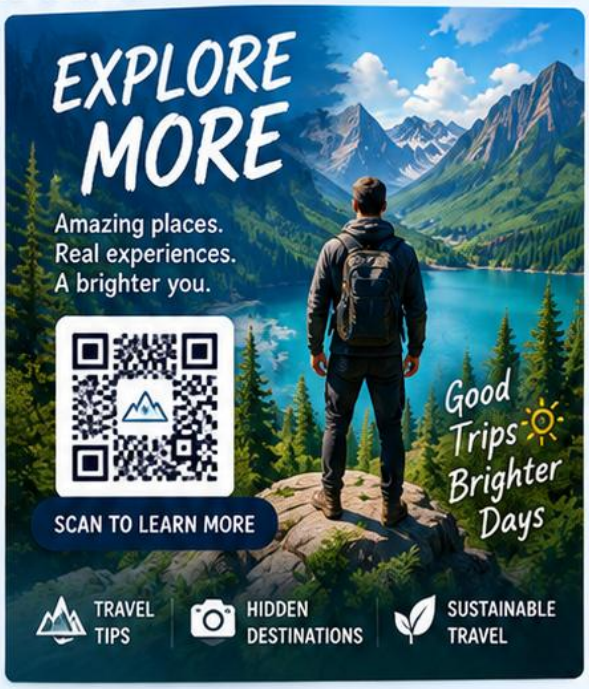

2 /quilling

Creates artwork inspired by paper quilling, using thin rolled and shaped paper strips arranged into decorative forms.



3 /quizgraphic

Creates a visual quiz or question-based graphic designed for education, social media, training, or interactive content.



4 /quotecard

Creates a visual card featuring a quotation, statement, or short message as the main element.



R VISUAL AI PROMPTS – LETTER R

Ideas Images Inspiration

IMAGINE CREATE EXPLORE

SAME LETTER. A WORLD OF POSSIBILITIES.

1 /recipegraphic

Creates a visual recipe that combines ingredients, quantities, preparation steps, and food imagery.



2 /reflection

Creates or emphasizes a reflected image on water, glass, mirrors, polished surfaces, or other reflective materials.



3 /reportlayout

Creates a professional report layout for business, research, education, or data presentation.



4 /resume

Creates a professional résumé or CV layout presenting personal information, experience, skills, and education.



5 /retroillustration

Creates an illustration inspired by the graphic styles, colors, shapes, and printing techniques of past decades.



6 /ribbon

Creates a decorative ribbon, banner, or badge-style element for highlighting text, awards, titles, or labels.



7 /rimlighting

Creates lighting that outlines the edges of a subject with a bright glow from behind or from the side.



8 /risograph

Creates artwork inspired by risograph printing, with limited colors, visible grain, slight misalignment, and layered ink textures.



9 /roadmap

Creates a visual roadmap showing goals, phases, milestones, or steps over time.



10 /roomdesign

Creates a visual interior design concept for a room, including furniture, colors, materials, lighting, and spatial arrangement.



11 /route

Creates a visual route showing how to travel from one point to another using paths, roads, stops, or directional markers.



S VISUAL AI PROMPTS – LETTER S

/scalechart
Creates a visual chart that compares the relative size or scale of multiple objects, people, animals, buildings, or other subjects.



/schematic
Creates a simplified technical diagram showing how parts, systems, or components are connected.

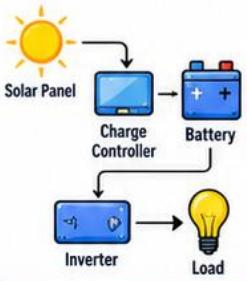

/shadowbox
Creates a layered three-dimensional scene that resembles artwork displayed inside a deep shadow box.



/sign
Creates a visual sign designed to communicate a short message, instruction, warning, or identification.



/signage
Creates a coordinated signage system for buildings, events, public spaces, shops, or navigation.



/silhouette
Creates a subject shown as a solid dark or simplified shape with a clearly recognizable outline.



/sitemap
Creates a visual map showing the structure and hierarchy of pages within a website.



/sizecomparison
Creates a visual comparison that clearly shows differences in size between subjects.



/sketch
Creates an image that looks like a quick hand-drawn sketch using loose lines and simplified shading.



/socialbanner
Creates a banner designed for a social media profile, page, campaign, or promotional post.



/socialpost
Creates a visual post designed for social media platforms.



/solarization
Creates a photographic effect in which some tones are partially reversed, producing unusual light-dark transitions and surreal colors.



/splittoning
Creates an image in which highlights and shadows are given different color tones.



/stencil
Creates artwork that looks as if it were made using a cut-out stencil and painted or sprayed through it.



/sticker
Creates a single sticker-style graphic with a clear outline and compact design.



/stickerpack
Creates a coordinated collection of stickers sharing the same visual style.



/story
Creates a visual representation of a short story, narrative idea, or sequence of events.



/storyboard
Creates a storyboard made of sequential panels used to plan a video, film, animation, or visual narrative.



/storymap
Creates a visual map that connects a story or narrative to locations, events, routes, or places.



/symbol
Creates a simple visual symbol representing an idea, concept, organization, function, or meaning.



VISUAL AI PROMPTS — LETTER T

Turn your ideas into amazing visuals!

SAME PROMPT. BIGGER POSSIBILITIES.

BE CREATIVE BE VISUAL BE YOU!

1 /table

Creates a structured visual table for organizing information into rows and columns.

Popular Travel Destinations

Destination	Country	Best Time	Rating
Rome	Italy	Apr–Jun	★ 4.8
Paris	France	Apr–Jun	★ 4.7
Tokyo	Japan	Mar–May	★ 4.9
New York	USA	Sep–Nov	★ 4.6
Sydney	Australia	Dec–Feb	★ 4.7

2 /tattoo

Creates an original tattoo design based on a chosen subject, style, symbol, or composition.



3 /technicaldrawing

Creates a precise technical drawing showing dimensions, construction details, components, or mechanical structure.

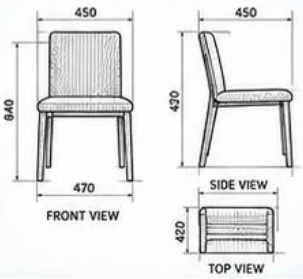

4 /thermal

Creates an image inspired by thermal imaging, using color differences to represent temperature, variations.

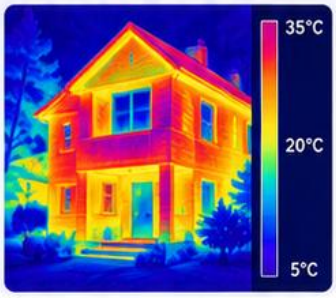

5 /thumbnail

Creates a small attention-grabbing preview image for videos, articles, social media, or digital content.



6 /tiltshift

Creates a tilt-shift effect that makes a real scene look like a miniature model by selectively blurring parts of the image.



7 /timeline

Creates a visual timeline showing events, stages, milestones, or developments in chronological order.



8 /transformation

Creates a visual representation of a subject changing from one state, form, or condition into another.

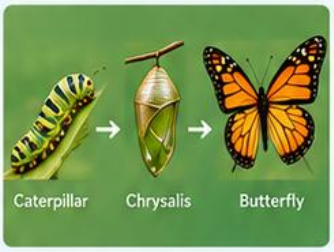

9 /transparentview

Creates a transparent or semi-transparent view that reveals the internal parts of an object while keeping its exterior visible.



10 /travelmap

Creates a travel-oriented map showing destinations, routes, stops, landmarks, or an itinerary.



11 /travelposter

Creates a promotional travel poster featuring a destination, landmark, landscape, or tourism message.



12 /trifold

Creates a tri-fold brochure layout divided into three panels for printed promotional or informational content.



13 /triptych

Creates an artwork or visual composition divided into three coordinated panels.



14 /tshirt

Creates a graphic design intended for printing on a T-shirt.



15 /typographicposter

Creates a poster in which typography is the main visual element.



16 /typography

Creates a visual composition focused on the design, arrangement, and expressive use of type.



VISUAL AI PROMPTS — LETTER U

TURN IDEAS INTO AMAZING VISUALS

SAME PROMPT BIGGER POSSIBILITIES

1 /uimockup

Creates a visual mockup of a user interface for a website, mobile app, software product, or digital service.



2 /ukiyoe

Creates artwork inspired by traditional Japanese ukiyo-e woodblock prints.



3 /ultrawide

Creates an extremely wide panoramic composition with an expanded horizontal field of view.



4 /underexposed

Creates an intentionally dark photographic image with reduced exposure while preserving selected highlights and atmosphere.



5 /underwater

Creates a scene located beneath the surface of water, with aquatic lighting, color, and environmental effects.



6 /unboxing

Creates a visual scene showing a product being removed from its packaging and the contents being revealed.



7 /urbanillustration

Creates an illustrated interpretation of an urban environment, city scene, street, neighborhood, or architecture.



8 /userflow

Creates a visual diagram showing the steps a user follows through an app, website, or digital process.



9 /userjourney

Creates a visual user journey showing the stages, actions, needs, emotions, or touchpoints experienced by a user.



10 /usermanualgraphic

Creates a visual manual or instruction graphic that explains how to use a product, device, or system.



11 /uxflow

Creates a UX flow diagram showing the relationships and navigation between screens, actions, decisions, and user interactions.



V VISUAL AI PROMPTS — LETTER V

Ideas today. Brighter tomorrow.

IMAGINE
CREATE
EXPLORE

SAME LETTER. A WORLD OF POSSIBILITIES.

1 /vaporwave

Creates artwork inspired by vaporwave aesthetics, using neon colors, retro digital imagery, grids, sunsets, statues, and nostalgic 1980s–1990s influences.



2 /vectorart

Creates clean vector-style artwork using smooth shapes, precise lines, flat colors, and scalable graphic forms.



3 /vignette

Creates a photographic or graphic effect in which the edges of the image gradually darken or fade to draw attention toward the center.



4 /vintageposter

Creates a poster inspired by historical advertising, travel, cinema, or graphic design styles from earlier decades.



5 /visionboard

Creates a visual board combining images, words, goals, aspirations, and inspirational elements around a theme or future objective.



6 /visualguide

Creates a visual guide that explains information, steps, options, or recommendations in an easy-to-follow format.



7 /visualidentity

Creates a coordinated visual identity for a brand, project, company, or organization.



8 /visualmetaphor

Creates an image that communicates an abstract idea through a clear visual metaphor.



9 /visualsummary

Creates a visual summary that condenses the main ideas of a topic into a clear, compact graphic.



10 /voxelart

Creates artwork built from small three-dimensional cube-like units known as voxels.



11 /volumetriclighting

Creates dramatic light beams that appear visible in the air through fog, dust, mist, or atmospheric particles.



VISUAL AI PROMPTS – LETTER W

TURN IDEAS INTO AMAZING VISUALS!

10 PROMPT COMMANDS. MORE CREATIVITY. A BRIGHTER TOMORROW.

SAME LETTER. BIGGER POSSIBILITIES!

/wallpaper

Creates a decorative background image designed for a computer, smartphone, tablet, or digital screen.



/watercolor

Creates artwork inspired by watercolor painting, with soft washes, transparent colors, blended edges, and visible paper texture.



/webbanner

Creates a banner specifically designed for websites, online advertising, or digital campaigns.



/webmockup

Creates a realistic mockup showing how a website design would appear on a computer, tablet, or smartphone.

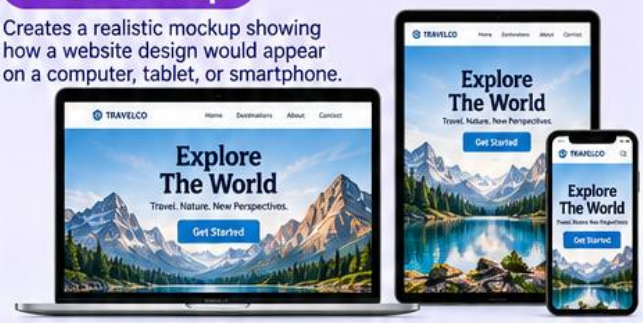

/webpage

Creates a complete webpage design with structured sections, text, images, navigation, and interactive elements.



/wideangle

Creates an image with a wide-angle perspective, capturing a larger field of view and emphasizing spatial depth.



/wireframe

Creates a simplified structural layout for a website, app, or digital interface using placeholder boxes, lines, and labels.

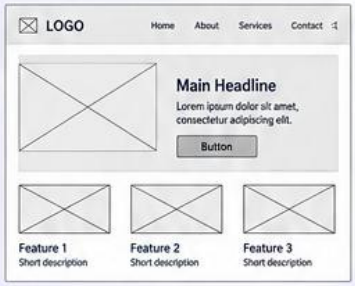

/woodcut

Creates artwork inspired by traditional woodcut printing, using bold carved lines, strong contrast, and textured shapes.



/worksheet

Creates an educational worksheet with exercises, questions, spaces for answers, and structured learning activities.



/worldmap

Creates a visual map of the world showing continents, countries, regions, routes, or highlighted locations.



VISUAL AI PROMPTS – LETTER X

SEE BEYOND THE SURFACE

FOUR PROMPT COMMANDS. BIGGER IDEAS. REAL VISUAL IMPACT!

IMAGINE CREATE EXPLORE TOGETHER!

/xraycutaway

INSIDE AND OUTSIDE AT THE SAME TIME!

Creates a combined X-ray and cutaway view that reveals the internal parts of an object or structure.



REAL DETAILS REAL INSIGHTS!

/xraydiagram

CLEAR INFORMATION VISUALIZED!

Creates an X-ray-style diagram that shows the internal structure or components of a subject.

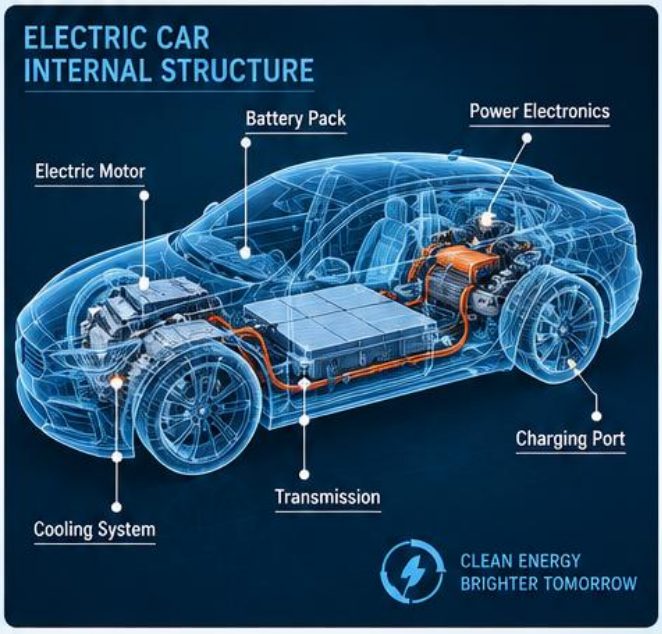

/xrayview

SEE WHAT'S INSIDE!

Creates an X-ray-style view that allows the viewer to see through the outer surface of an object and reveal what is inside.



/xrinterface

REAL WORLDS DIGITAL IDEAS NO LIMITS!

Creates an interface for extended reality experiences, including augmented reality, virtual reality, or mixed-reality environments.



VISUAL AI PROMPTS – LETTER Y

TURN IDEAS INTO AMAZING VISUALS!

FOUR PROMPT COMMANDS. ENDLESS POSSIBILITIES!

SAME LETTER. BIGGER CREATIVITY!

/y2kstyle

Creates artwork inspired by the visual style of the late 1990s and early 2000s, using glossy surfaces, metallic effects, bright gradients, futuristic graphics, and playful digital aesthetics.



/yearintimeline

Creates a visual timeline summarizing the main events, milestones, or developments that happened during a specific year.



/yearplanner

Plan Today for a Brighter Tomorrow!

Creates a visual planner showing an entire year organized by months, key dates, goals, or scheduled activities.



/youtubethumbnail

Creates an attention-grabbing thumbnail designed specifically for a YouTube video.



Z VISUAL AI PROMPTS — LETTER Z

From a simple letter to infinite possibilities!

Imagine Create Explore

SAME LETTER. A BRIGHTER WORLD.

1 /zentangle

Creates intricate artwork made from structured, repetitive patterns, lines, shapes, and decorative motifs.



2 /zoetrope

Creates a visual concept inspired by a zoetrope, showing sequential images that suggest motion when viewed in rapid succession.



3 /zoomdiagram

Creates a diagram that starts with a general view and progressively zooms in to reveal smaller details or internal parts.

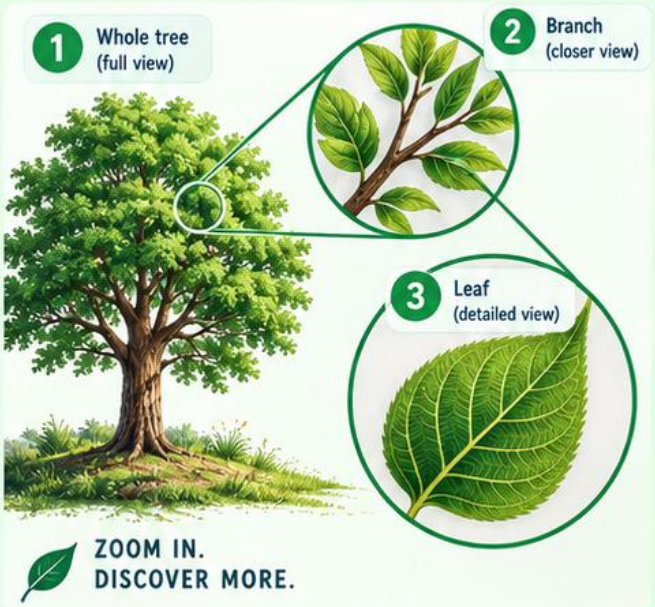

4 /zoomedview

Creates a magnified close-up view of a selected part of an image, object, scene, or structure.



BONUS 1
VISUAL AI PROMPTS – BONUS 1

TURN IDEAS INTO POWERFUL VISUALS WITH SIMPLE COMMANDS

IDEAS
PLANS
VISUALS
RESULTS

1 /decisionmatrix

Creates a decision matrix for comparing different options according to multiple criteria.

Criteria	Option A	Option B	Option C
Cost	4	3	5
Quality	5	4	3
Speed	3	5	4
Overall Score	4.0	4.0	4.0

2 /quadrant

Creates a four-quadrant diagram for organizing ideas, products, priorities or data according to two dimensions.



3 /decisiontree

Creates a branching decision diagram showing choices, possible paths and resulting outcomes.



4 /swot

Creates a SWOT analysis divided into Strengths, Weaknesses, Opportunities and Threats.

Strengths
- Strong brand
- Loyal customers
- Innovative product

Weaknesses
- High costs
- Limited resources
- Low market share

Opportunities
- Growing market
- New technologies
- Strategic partnerships

Threats
- Strong competition
- Changing regulations
- Economic uncertainty

5 /ganttchart

Creates a visual project timeline showing tasks, duration, sequence and possible overlaps.



6 /kanbanboard

Creates a visual workflow board that organizes tasks according to their current status.

To Do	In Progress	Done
Research competitors	Build prototype	Project plan
Write content	User testing	Initial mockup
Design visuals	Refine design	Feedback reviews

7 /funnel

Creates a funnel-shaped visualization showing progressive stages from a broad starting point to a narrower final result.



8 /businessmodelcanvas

Creates a visual Business Model Canvas that organizes the main components of a business model.



9 /empathymap

Creates an empathy map for representing what a user thinks, feels, says, does, sees and hears.



10 /pitchdeck

Creates a visual concept for a professional presentation used to explain a project, startup, product or business idea.



11 /personacard

Creates a visual user persona card containing key characteristics, goals, needs and behaviors.



IDEAS INTO VISUALS

BONUS 2

VISUAL AI PROMPTS — BONUS 2

Better Prompts Brighter Learning

1 /venndiagram

Creates a Venn diagram to visually compare similarities and differences between two or more groups or concepts.

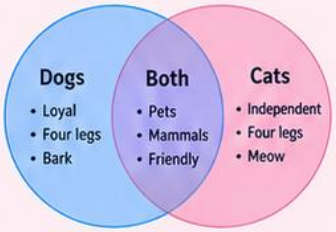

2 /conceptmap

Creates a visual concept map connecting a central topic to related ideas and subtopics.



3 /knowledgegraph

Creates a network-style visualization showing entities, concepts and the relationships between them.

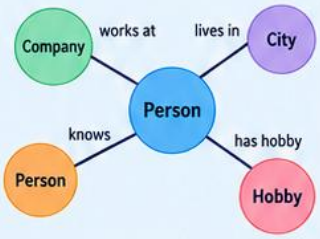

4 /fishbonediagram

Creates a fishbone diagram for organizing possible causes of a problem or result.

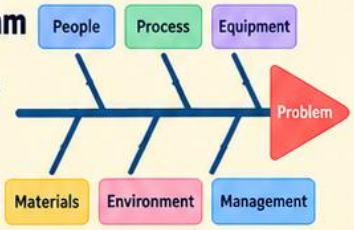

5 /hierarchydiagram

Creates a hierarchical diagram that organizes information from higher levels to lower levels.



6 /networkdiagram

Creates a visual network showing how multiple nodes, systems or components are interconnected.

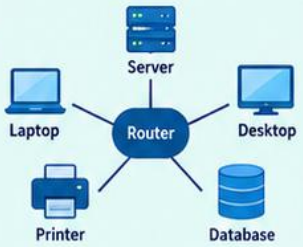

7 /flashcard

Creates an educational flashcard for studying a concept, question, definition or key fact.



8 /cheatsheet

Creates a compact visual reference sheet summarizing essential information, commands, formulas or concepts.

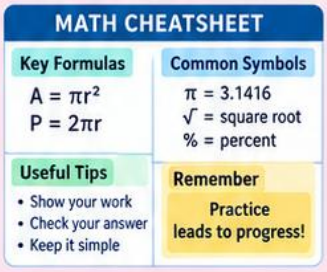

9 /studyguide

Creates a structured visual study guide that summarizes the main concepts of a topic.

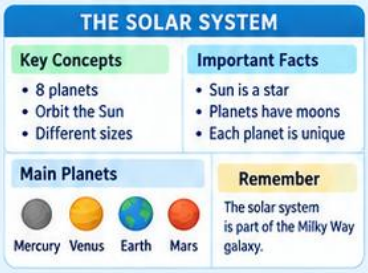

10 /visualizelearning

Transforms educational information into a clear visual learning resource using diagrams, icons and structured explanations.

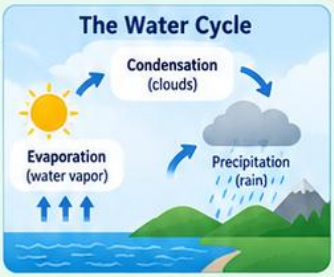

11 /lessonplan

Creates a visual lesson plan showing objectives, activities, resources and learning stages.

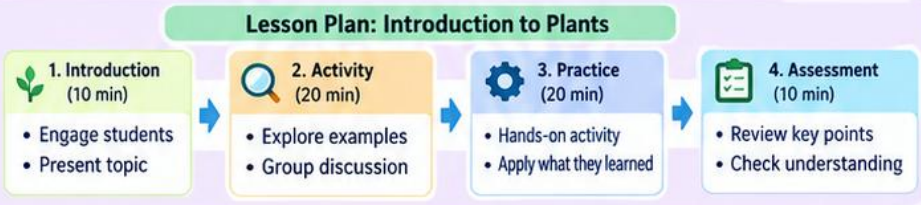

BONUS 3 VISUAL AI PROMPTS — BONUS 3

Turn your ideas into powerful visual content with these 11 AI prompt commands.

Ideas Create Inspire

1 /3dbillboard

Creates a three-dimensional advertising billboard where visual elements appear to extend beyond the physical display.



2 /travelphoto

Creates a professional travel-style photograph that highlights the atmosphere, landscape, architecture or culture of a destination.



3 /handwritten

Creates text or visual content with the appearance of authentic handwriting.



4 /stickynotes

Creates a visual composition using sticky notes to organize ideas, tasks, categories or brainstorming content.



5 /barchart

Creates a bar chart for comparing numerical values across different categories.



6 /piechart

Creates a circular chart divided into proportional sections representing parts of a whole.



7 /linechart

Creates a line chart showing how one or more values change across an ordered sequence or over time.



8 /scatterplot

Creates a scatter plot showing the relationship or distribution between two numerical variables.

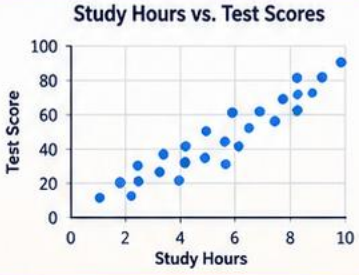

9 /bubblechart

Creates a bubble chart where position and bubble size represent multiple dimensions of data.

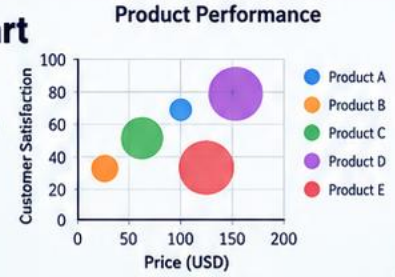

10 /sankeydiagram

Creates a Sankey diagram showing flows between categories using connecting bands whose width represents quantity.

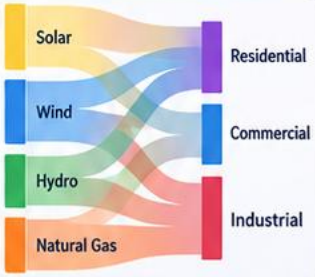

11 /radarchart

Creates a radar chart for comparing several variables around a circular multi-axis structure.



Better Visuals Brighter Ideas

DISCLAIMER

General information only – not legal advice.

AI for a more trustworthy tomorrow

EU AI Act – Article 50

When should an image be labeled 'Generated by AI'?

People Trust Transparency

Core idea

Under Article 50 of the EU AI Act, AI-generated or AI-manipulated content may require disclosure when it could mislead people or when it is used in sensitive contexts.

Usually NO big on-image label needed



AI-assisted editing
Color correction, denoising, retouching, cleanup, or background touch-ups.



Minor changes
Edits that do not substantially change the meaning or the scene.



Artistic or fictional work
Fantasy art, satire, or clearly creative work. A disclosure may be placed in the caption, credits, or another appropriate place.

Standard editing and non-substantial changes are generally outside the main disclosure trigger.

Disclosure IS needed



Deepfake-style image
A realistic fake image of a real person, place, or event that looks authentic.



Potentially misleading image
An AI-made image presented as if it were real evidence or a real photograph.



Public-interest content
AI-generated or AI-manipulated content used to inform the public, especially if viewers may believe it is real.

Recommended wording:
"AI-generated image" or "Generated by AI"

Important legal notes

- Article 50 belongs to Regulation (EU) 2024/1689 (the EU AI Act).
- The Act applies from 2 August 2026.
- Providers must also mark synthetic outputs in a machine-readable and detectable way.
- If the image could realistically deceive viewers, disclosure is the safest approach.

Same Facts Stronger Societies

Practical rule: if a viewer might think the image is real, add a disclosure.

CLEAR IMAGES STRONGER TRUST